

PRODUCT CATALOG

FALL 2023 • CONCRETE REINFORCING STEEL INSTITUTE



Reinforcing Steel and Steel Reinforced Concrete

PUBLICATIONS AND TECHNICAL RESOURCES



Shop online at www.crsi.org

v3.0 NOW AVAILABLE!

Rebar Reference Mobile App

**Download for FREE on Apple
iPhone® AND Android™ Devices!**

This quick reference application is handy for both desk and field reference and includes information on ASTM standard reinforcing bars (rebar), standard hook details, standard stirrup, tie hook details, ASTM reinforcing bar marking requirements, and field inspection information.

The app provides standard rebar specifications including sizes, diameters, areas and weights along with 90, 135, and 180 degree hook details. Minimum yield and minimum tensile requirements per ASTM are also included. Industry standard bar markings for inch-pound rebar is illustrated for grades 40, 50, 60, 75, 80, 100 (A615), 100 (A1035), and 120. Links to CRSI's online resources are also included.

Premium modules such as the **Rebar Identifier** and **Development Lengths*** calculation modules have been released for both ACI and AASHTO versions. Premium modules available as in-app purchases.

*** NOW GAIN ACCESS TO THE DESKTOP VERSION
WHEN YOU PURCHASE EITHER OF THE DEVELOPMENT
LENGTHS PREMIUM MODULES!**

**Download CRSI Rebar Reference for
FREE on the Apple App Store and the
Google Play Store!**



iPhone and the Apple App Store are registered trademarks of Apple Inc. Google Play, Google Play logo, and Android are trademarks of Google LLC.

CRSI Digital Publication Notice: CRSI digital publications now utilize the Vitrium digital rights management service. Files can be accessed through the purchaser's CRSI account (see the Digital Publications tab after login). Publications will open in a browser window and can be bookmarked for quick access. Legacy purchases will still open using the FileOpen service until October 2023. Purchasers are encouraged to visit their CRSI account to gain access to their past publication purchases using Vitrium ahead of the transition deadline.

Digital publication purchases cannot be opened on more than one machine unless the multi-device license version has been purchased. *Printing is restricted with most publications.*

Rebar U (e-Learning and Webinars)

Get your CE/PDH credit today! Rebar U is the home of CRSI's growing collection of publicly available e-learning courses and webinars for continuing education and professional development.

Most on-demand and live webinars are **FREE** for Corporate Members, \$75 for Professional Members, and \$150 for non-members. Volume registration discounts are available.

Visit Rebar U for a current list of on-demand webinars.

ALWAYS FREE e-Learning Courses

- Steel Reinforced Concrete:
 - » Resilience
 - » Building Value
 - » Voids Flat Plate
 - » Floor Systems
 - » Essentials
 - » Construction
- Fundamentals of Reinforced Concrete Construction




Interactive Courses
Live & Recorded Webinars
Detailer Training Program for Fabricator Members
Continuing Education/Professional Development Courses

Available at [Rebar-U.org](https://www.rebar-u.org)

Design and Construction Reference Materials

FREE Resources for Members and Non-Members

Resource Materials Available for Download on [CRSI.org](https://www.crsi.org)



CRSI develops specific informational publications in the form of **FREE** Technical Notes addressing design and construction issues. "Tech Notes," formerly known as Engineering Data Reports (EDRs), are categorized by (Structural) Engineering, Construction, and Architectural content.

Addition, CRSI offers seminars based upon many of these and other topics at Rebar U!

Visit the **Web Store** at www.crsi.org and click on the **Free Technical Info** tab for all of CRSI's no-cost downloads.

Design Guide on the ACI 318 Building Code Requirements for Structural Concrete



Illustrations not to scale

Essential Publication!

With over 990 pages and 140 worked-out examples, this unique Design Guide assists in the proper application of the provisions in the 2019 edition of Building Code Requirements for Structural Concrete (ACI 318-19) for cast-in-place concrete buildings with nonprestressed reinforcement.

Design and detailing of the following structural members are covered for buildings assigned to Seismic Design Categories A through F with emphasis placed on the revisions made in ACI 318-19:

- One-way slabs
- Two-way slabs
- Beams
- Columns
- Walls
- Diaphragms
- Foundations (shallow and deep)
- Beam-column and slab-column joints
- Earthquake-resistant structures (SDC B and C)
- Earthquake-resistant structures (SDC D, E, and F)

	Print/Digital	Bundle	Multi-device licensing available for digital versions
Member Price	\$149.95	\$209.95	
Non-Member	\$199.95	\$279.95	


2020; 1st Edition; 996 pp
CODE: DG0014-01

In addition to structural engineers, this Design Guide is a valuable resource for educators, students, individuals studying for licensing exams, and building officials.

SPECIALY DISCOUNTED PREMIUM PACKAGE includes the *Design Guide on the ACI 318 Building Code Requirements for Structural Concrete* and the full Design Checklist Suite. Please see the **Design Checklists** product for more information.

Design Checklists

Companions to the CRSI *Design Guide on ACI 318-19*, these Checklists are easy-to-use lists of essential items that must be completed when designing and detailing steel reinforced concrete structural members in accordance with the 2019 edition of the ACI 318 Building Code. The Checklists assure that all requirements for a specific structural member, which are scattered throughout the Code, are addressed and not inadvertently skipped or forgotten. This is vitally important for design professionals not familiar with the intricacies code or with the many revisions that typically occur in a given code cycle.



Printed on
synthetic
paper for
durability!

**Now
Available
in Digital
Format!**

Note: The publications use Imperial units of measurement.

Each Checklist contains the code-prescribed requirements and section numbers along with auxiliary information on how to correctly interpret and apply the requirements.

Calculators, in the form of spreadsheets, are provided for the Checklists, which expedite the overall checking procedure.*

The Checklists are also valuable resources for individuals studying for licensing exams, building officials, and plan checkers.

*Instructions for accessing the Calculation Spreadsheets are included in the order shipment. "Members Not Part of the SFRS" does not have a companion Spreadsheet. Visit the CRSI website for more information.

Bundles and their respective individual Design Checklists:

- **Horizontal Members Bundle:** Beams, Diaphragms, Flat Plate Systems, One-way Slabs
- **Vertical Members Bundle:** Columns, Joints, Walls
- **Seismic Members:** Intermediate Moment Frames, Special Moment Frames, Special Structural Walls, Members Not Part of the SFRS
- **Foundations:** Deep, Shallow
- **Design Checklist Suite:** includes all 13 Design Checklists with a custom binder
- **ACI 318 Design Guide & Design Checklist Premium Package:** includes the Design Checklist Suite and custom binder with the *CRSI Design Guide on the ACI 318 Building Code Requirements for Structural Concrete*


2021/2022; ACI 318-19 Edition; page count and prices vary by individual Checklist

Print/Digital Bundles:	Horizontal Members	Vertical Members	Seismic Members	Foundations	Design Checklist Suite	Premium Package	Multi-device licensing available for digital versions
Member Price	\$22.95	\$17.95	\$39.95	\$9.95	\$74.95	\$199.95	
Non-Member	\$44.95	\$34.95	\$74.95	\$19.95	\$149.95	\$324.95	

Design Guide for Pile Caps

This guide provides the practicing engineer with a detailed overview of pile cap design, detailing, and analysis methodologies that represent the current state of practice in the industry.

Comprehensive technical content and practical design examples cover approximately 30 different, yet commonly used, pile cap configurations.



Includes chapters on:

- Loads
- Pile Cap Behavior
- Dimensioning and Detailing Pile Caps
- Pile Cap Design for Gravity Loads
- Pile Cap Design for Lateral Loads
- Seismic Design of Pile Caps
- Design Examples
- Tabulated Designs


	Print/Digital	Bundle	Multi-device licensing available for digital versions
Member Price	\$59.95	\$83.95	
Non-Member	\$74.95	\$104.95	

2015; 1st Edition; 152 pp
CODE: DG0008-01

Design Guide for AASHTO Pile Caps

This guide provides the practicing engineer with a detailed overview of AASHTO pile cap design, detailing, and analysis methodologies that represent the current state of practice in the industry.

The guide contains comprehensive technical content and practical design examples utilizing approximately 30 different, yet commonly used, pile cap configurations.



Includes chapters on:


- Loads
- Pile Cap Behavior
- Dimensioning and Detailing Pile Caps
- Pile Cap Design for Gravity Loads
- Pile Cap Design for Lateral Loads
- Seismic Design of Pile Caps
- Design Examples
- Tabulated Designs

	Print/Digital	Bundle	Multi-device licensing available for digital versions
Member Price	\$59.95	\$83.95	
Non-Member	\$74.95	\$104.95	

2018; 1st Edition; 152 pp
CODE: DG0011-01

Design Guide for Drilled Piers

This guide offers the practicing engineer a detailed overview of drilled pier design, detailing, and analysis methodologies that represent the current state of practice in the industry and meet the latest codes and standards including the 2015 International Building Code (IBC), ACI 318-14 (ACI) and the 2014 AASHTO LRFD Bridge Design Specifications (AASHTO).




Includes chapters on:

- Loads
- Pile Cap Behavior
- Drilled Pier Behavior and Soil-Structure Interaction
- Dimensioning and Detailing Drilled Piers
- Drilled Pier Design for Gravity Loads
- Drilled Pier Design for Lateral Loads
- Drilled Pier Head Connection Detailing
- Auger Cast Piles

2016; 1st Edition; 68 pp
CODE: DG0010-01

	Print/Digital	Bundle	Multi-device licensing available for digital versions
Member Price	\$39.95	\$55.95	
Non-Member	\$49.95	\$69.95	

Design and Detailing of Low-Rise Reinforced Concrete Buildings



A Comprehensive Publication! Based on the 2014 edition of Building Code Requirements for Structural Concrete (ACI 318-14), Design and Detailing of Low-Rise Reinforced Concrete Buildings provides step-by-step design procedures that make designing and detailing reinforced concrete members simpler and faster.

This book includes many design aids, flowcharts, and worked-out examples that explain the code provisions.


Includes chapters on:

- Reinforced Concrete Building Systems
- Design and Detailing Requirements for all Seismic Design Categories

2017; 1st Edition; 544 pp
CODE: DG0003-01

	Print/Digital	Bundle	Multi-device licensing available for digital versions
Member Price	\$104.95	\$146.95	
Non-Member	\$134.95	\$188.95	

Design Guide for Reinforced Concrete Columns



The 2nd edition is based on the design and detailing requirements in ACI 318-19 for reinforced concrete columns in buildings assigned to any Seismic Design Category. Grade 100 reinforcement, which is now permitted in ACI 318-19, is also included in the explanatory material, design aids, and examples. The design aids and example problems have all been updated to the current edition of ACI 318. Numerous design aids and flow charts can be used to determine the size of the cross-section and the required amounts of longitudinal and transverse reinforcement for members subjected to axial compression or combined flexure and axial compression.


Includes chapters on:

- Materials
- General Requirements for Strength Design
- Preliminary Column Sizing
- Determining and Detailing Required Reinforcement

	Print/Digital	Bundle	Multi-device licensing available for digital versions
Member Price	\$39.95	\$55.95	
Non-Member	\$54.95	\$76.95	

2023; 2nd Edition; 248 pp
CODE: DG0012-02-PUB-I

Design Guide for Cantilevered Retaining Walls



This guide for the design engineer covers designing cantilevered retaining walls, including tabulated designs for various soil characteristics with level and sloping backfill, for walls 3 to 22 feet high. Also included are two manual examples to show how the tabulated values were determined.

Includes chapters on:

- Soil
- Economy
- Service Load Analysis
- Factored Load Design
- Tabulated Designs
- Use of Tabulated Designs

	Print/Digital	Bundle	Multi-device licensing available for digital versions
Member Price	\$29.95	\$41.95	
Non-Member	\$39.95	\$55.95	

2014; 1st Edition; 60 pp
CODE: DG0006-01


Design Guide for Reinforced Concrete Diaphragms

This unique guide provides comprehensive information on the analysis, design, and detailing of reinforced concrete diaphragms. Numerous design procedures and design aids are provided that make designing and detailing simpler and faster. The guide covers buildings of any size that are assigned to Seismic Design Categories A through F, and includes diaphragms with large openings and buildings with structural irregularities.

Includes chapters on:

- Methods on how to determine diaphragm thickness
- Step-by-step methods to determine diaphragm forces
- General modeling and analysis requirements
- Comprehensive procedures on how to determine the required reinforcement
- Completed examples illustrating the design process

2019; 1st Edition; 224 pp
CODE: DG0013-01



	Print/Digital	Bundle	Multi-device licensing available for digital versions
Member Price	\$99.95	\$139.95	
Non-Member	\$124.95	\$174.95	


Design Guide for Vibrations of Reinforced Concrete Floor Systems

This guide assists the design professional in choosing an appropriate reinforced concrete floor system for situations where the effects from vibration must be considered. The book provides simplified methods to determine key vibration characteristics of reinforced concrete floor systems that can be used to evaluate whether the anticipated vibration will be acceptable or not.

Includes chapters on:


- Basic Floor Vibration Principles and Terminology
- Acceptance Criteria
- Vibration Characteristics of Reinforced Concrete Floor Systems
- Mitigation and Remediation Strategies for Vibration

2014; 1st Edition; 60 pp
CODE: DG0004-01



	Print/Digital	Bundle	Multi-device licensing available for digital versions
Member Price	\$24.95	\$34.95	
Non-Member	\$49.95	\$69.95	

Design Guide for Economical Reinforced Concrete Structures



This guide presents information on how to achieve overall economy in the design and detailing of reinforced concrete structures. Included are requirements and guidelines on how to size, design, and detail reinforced concrete structural members that will result in economical structures.


Includes chapters on:

- One-way Slabs
- Two-way Slabs
- Beams
- Columns
- Walls
- Diaphragms
- Foundations

2016; 1st Edition; 88 pp
CODE: DG0009-01

	Print/Digital	Bundle	Multi-device licensing available for digital versions
Member Price	\$44.95	\$62.95	
Non-Member	\$59.95	\$83.95	

Design Guide for Voids Concrete Slabs



This guide presents state-of-the-art practices in voided slab construction. The purpose of the voids is to decrease the weight of the floor system by as much as 35 percent. This allows for longer spans or larger superimposed loads.

Includes chapters on:

- Introduction to the Voids Slab Concept
- History of Voids Slab Systems
- Design Concepts and Requirements
- Construction Considerations
- Design Tools

2014; 1st Edition; 56 pp
CODE: DG0005-01

	Print/Digital	Bundle	Multi-device licensing available for digital versions
Member Price	\$34.95	\$48.95	
Non-Member	\$49.95	\$69.95	

Reinforcing Bar Detailing

Published loose leaf in a three-ring binder, this heavily illustrated textbook presents fundamentals and best practices in the preparation and creation of reinforced concrete placing drawings and related documents. This publication is essential for industrial on-the-job training programs as well as for colleges, technical, and vocational schools.



The manual covers materials, specifications, placing drawings, and current detailing practices for reinforced concrete construction.

This definitive book for detailing of reinforcing bars instructs the Detailer in preparation of placing drawings, and bar lists used in the fabrication of reinforcing bars. Basic, accepted practices covering fundamentals and applications of reinforcing bar detailing are also included.

2015; 5th Edition; 326 pp
CODE: DF0001-05


	<u>Print/Digital</u>	<u>Bundle</u>	<i>Multi-device licensing available for digital versions</i>
Member Price	\$89.95	\$125.95	
Non-Member	\$149.95	\$209.95	

Manual of Standard Practice

An Essential Resource! Since 1939, the Manual of Standard Practice has presented recommendations and reported industry best practices covering the design, estimating, detailing, fabrication and placing of reinforcing bars in concrete construction. Also included are properties of reinforcing bars, basic information on welded wire reinforcement, suggested specifications for reinforcing steel, recommended contract components for

steel reinforcing bars, general information on concrete joist construction and bar marking illustrations for domestically-produced reinforcing bars.

The 30th Edition of this manual presents information on recommended industry practices for estimating, detailing, fabricating, and placing reinforcing steel for reinforced concrete construction. Also included are properties of reinforcing bars, basic information on welded wire reinforcement, suggested specifications for reinforcing steel, industry contract concepts, and general information on joist construction and bar marking illustrations for domestically produced reinforcing bars.



New material in the 30th edition includes:

- Updated and expanded markings for all Grades of reinforcing bars produced in the U.S.
- Updated coverage pertaining to material descriptions, detailing, fabrication and placing of specialty reinforcing bars (Epoxy-coated, Galvanized, Dual-coated, Stainless-steel, Low-Carbon Chromium)
- Additional guidance regarding specifying, detailing, and estimating of Welded Wire Reinforcement
- Updated notes and recommendations for the Architect/ Engineer
- Updated Industry Contract Concepts
- Expanded coverage on Sustainability

	Print/Digital	Bundle	Multi-device licensing available for digital versions
Member Price	\$59.95	\$83.95	
Non-Member	\$94.95	\$132.95	


2023; 30th Edition; 192 pp
CODE: SP0001-30

Placing Reinforcing Bars

Now available in the 10th edition, the industry trusted Placing Reinforcing Bars is a unique book presenting the currently accepted best practices in placing rebar in structures and pavement.

Eighteen heavily illustrated chapters detail safety precautions, types of materials, handling of bars at the jobsite, and inspection information. General principles for bar placing, splicing and tying, and bar placement in footings, walls, columns, floors, roofs, pavement and transportation structures are provided. This guide also includes a chapter addressing epoxy-coated and other coated reinforcement.

Produced by the CRSI, this industry-trusted publication is essential for preparing provisions in project specifications and the definitive resource for apprentices, journeymen ironworkers, and inspectors.




2019; 10th Edition; 296 pp
CODE: FG0001-10

	Print/Digital	Bundle	Multi-device licensing available for digital versions
Member Price	\$34.95	\$48.95	
Non-Member	\$69.95	\$97.95	

Field Inspection of Reinforcing Bars

This comprehensive field guide provides an overview on field inspection of reinforcing bars. Topics include material inspection, installed reinforcing bar tolerances, visual inspection of installed rebar, and more.

The book includes bar fabrication information such as bar sizes, hook details, an illustrated compilation of bar markings, and more. The guide can be used in conjunction with the Placing Reinforcing Bars publication or as a stand-alone product.



2019; 2nd Edition; 76 pp
CODE: FG0002-02

	Print/Digital	Bundle	Multi-device licensing available for digital versions
Member Price	\$14.95	\$20.95	
Non-Member	\$24.95	\$34.95	

Reinforcing Bars: Anchorages and Splices



The new 7th edition features expanded technical data and discussion regarding development lengths, lap splices, mechanical splices, and mechanical anchorage. Updated and expanded development and lap splice length tables for uncoated, galvanized and epoxy-coated grades 60, 80 and 100 deformed reinforcing bars, standard hooks, headed bars, and deformed wires and deformed plain welded wire reinforcement in 3,000 psi to 10,000 psi concrete.

This seventh edition conforms to ACI 318-19 Building Code Requirements for Structural Concrete and AASHTO LRFD Bridge Design Specifications, 9th edition.

	Print/Digital	Bundle	Multi-device licensing available for digital versions
Member Price	\$54.95	\$76.95	
Non-Member	\$89.95	\$125.95	

2023; 7th Edition; 196 pp
CODE: DF0002-07

Vintage Steel Reinforcement in Concrete Structures



Vintage Steel Reinforcement in Concrete Structures explores the kinds of reinforcing bars and mesh and early specifications that were in use in the early 1900's. The publication explores such topics as material properties, bond and allowable working stress requirements of various codes and standards such as SPR26, NACU No. 4, and ACI 501.

Includes chapters on:

- Early Reinforced Concrete
- Early Steel Reinforcing Bars
- Early Welded Wire Fabric
- Early Systems of Reinforcement
- Early Design of Reinforced Concrete

	Print/Digital	Bundle	Multi-device licensing available for digital versions
Member Price	\$59.95	\$104.95	
Non-Member	\$99.95	\$139.95	

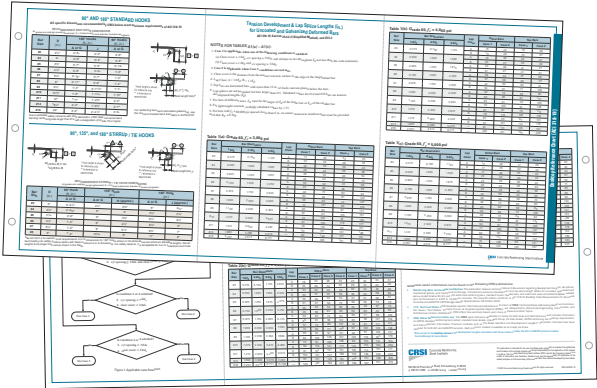
2014; 1st Edition; 352 pp
CODE: GR0003-01

ACI 318-19 Desktop Reference Chart

American Concrete Institute ACI version of CRSI's popular desktop reference chart showing standard hook details, development, and lap splice lengths. The ACI version shows data in inch- pound units. In conformance with ACI 318-19.

**REVISED
PRODUCT!**

Each chart is printed on thick paper stock with an aqueous "soft-touch" coating. 11" x 24"; 3-hole punched, Z-folded
CODE: DF0004-01



	Print Only
Member Price	\$4.95
Non-Member	\$9.95

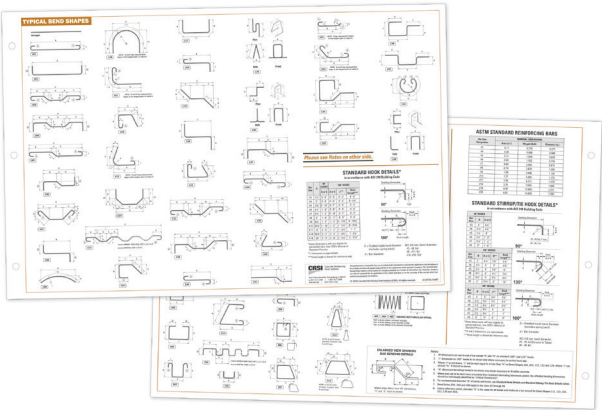
Desktop Detailing Chart

An Indispensable Aid! This Detailing Chart shows the new, expanded Typical Bend Shapes that appear in the updated Manual of Standard Practice. Divided into 4 series (100 series for standard shapes, 200 series for stirrups, 300 series for ties and 400 series for spirals), this chart illustrates all 77 typical bent bar configurations.

Also includes standard reinforcing bar properties, standard hooks and stirrup/tie hooks. Includes new bar size #20 and 180° stirrup/tie hooks.


All charts are printed on thick paper stock with an aqueous coating.

11" x 17"; 3-hole punched, bi-fold
CODE: DF0003-01



	Print Only
Member Price	\$3.95
Non-Member	\$7.95

ASTM Standard Reinforcing Bar Card




This card is a handy reference for designers. The card shows standard bar sizes, diameters, areas and weights along with hook details. Card is in inch-pound (in-lb) units.

Pocket sized (7-in. x 4-in.), laminated, sold individually.
CODE: SH-HOOKCARD

	Print Only
Member Price	\$1.50
Non-Member	\$2.00

Reinforcing Bar Marking Requirements Card (mm & in-lb)

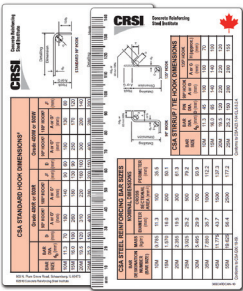


This pocket-sized card shows the industry standard markings on reinforcing steel bars. The blue side describes metric markings (Grades 420 and 520) and the white side describes inch-pound markings (Grades 60 and 75).

Pocket sized (6-in. x 3 1/2-in.), laminated, sold individually.
CODE: SH-30

	Print Only
Member Price	\$1.19
Non-Member	\$1.95

Canadian Metric Reinforcing Bar Card (mm)



Pocket-sized card is a handy reference that illustrates standard bar sizes, diameters, areas and weights along with hook details. Also shows minimum yield and minimum tensile requirements per Canadian Standards Association (CSA). Card is in metric (mm) units.

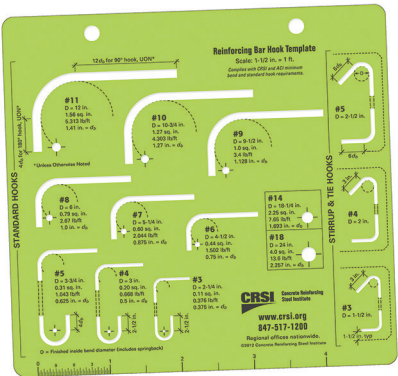
Pocket sized (5 3/4-in. x 3-in.), laminated, sold individually.
CODE: SH-30

	Print Only
Member Price	\$1.50
Non-Member	\$2.00

Reinforcing Bar Hook Detailing Template

This translucent, green plastic template is used by engineers to sketch bar details on calculation paper, to scale, and to make sure the reinforcing bar will fit prior to giving it to a draftsman. It can also be used by drafters who need to quickly sketch up a detail by hand before moving it to CAD. The template is made of durable .030 millimeter, translucent matte green plastic and is two-hole punched for easy hanging or to keep in a three-ring binder.

Pocket sized (8-in. x 7 1/2 -in.), 2-hole punched for binders.
CODE: SH-30




	Each
Member Price	\$2.95
Non-Member	\$4.95

Supports Used for Reinforcement in Concrete


ANSI Standard! This specification covers the design, use, and material requirements of reinforcement supports used in concrete to support various types of reinforcement, including but not limited to plain and deformed reinforcing bars, pre-stressing steel, post-tensioning tendons, steel wire, and plain and deformed steel welded wire reinforcement. Reinforcement supports shall be made of material that is structurally sound and inert in concrete, such as metal, cementitious (precast), or a composite (plastic) material. Any type of reinforcement support may be selected, provided the support maintains the required concrete cover and that it meets specific project required. Now available for the 2022, 2016, or 2014 code cycle.

This product is only available in digital format.
CODE: DL-STD-RB4.1-2014
DL-STD-RB4.1-2016
DL-STD-RB4.1-2022



	Digital Only
Member Price	FREE
Non-Member	\$39.95

Specialty & Corrosion-Resistant Steel Reinforcement: Product Guide




Digital Only	
Member Price	\$4.95
Non-Member	\$9.95

This Guide provides information for the specification, fabrication, estimating, detailing, and placement of reinforcing steel bars specified for improved corrosion resistance, or other special uses or conditions. This document is a guide, not a standard, and appropriate project specific contractual documents should be reviewed.

This Guide does not provide guidance concerning the selection of materials for a specific purpose. The licensed design professional (LDP) or specifier should consult relevant design requirements to determine whether corrosion-resistant reinforcing bars or specialty reinforcing bars might be beneficial for a particular use or project.

*This product is only available in digital format.
2021; 2nd Edition; 26 pp
CODE: DL-DURAGUIDE*

Corrosion Resistant Steel Reinforcement: Summary of Test Methods



Digital Only	
Member Price	\$12.95
Non-Member	\$19.95

The primary focus of this 50-page report is to provide a repository of corrosion test method summaries for use by engineers and owners who routinely specify and work with corrosion resistant reinforcement. Corrosion of embedded steel reinforcement is the leading cause of deterioration of reinforced concrete structures. Owners and engineers often need to evaluate the durability of reinforced concrete structures subject to corrosive environments, which requires a thorough understanding of material behavior, including the performance of the reinforcing steel.

*This product is only available in digital format.
CODE: DL-CORROSION*

About the Concrete Reinforcing Steel Institute

Founded in 1924, the Concrete Reinforcing Steel Institute (CRSI) is a technical institute and Standards Developing Organization (SDO) that stands as the authoritative resource for information related to steel reinforced concrete construction. CRSI offers many industry-trusted technical publications, standards documents, design aids, reference materials and educational opportunities.

Approximately nine million tons of reinforcing steel is manufactured per year using scrap steel in efficient manufacturing operations. It is estimated that the industry impacts over 75,000 people in steel transportation and placement.

CRSI Members include manufacturers, fabricators, material suppliers, and placers of steel reinforcing bars and related products as well as professionals who are involved in the research, design, and construction of steel reinforced concrete. CRSI members employ approximately 15,000 people in steel production and reinforcing bar fabrication at over 450 locations in 47 states throughout North America.

The non-profit CRSI Research & Education Foundation fosters the educational and research mission of the Institute through educational programs and scholarships for students majoring in civil engineering, architecture, and other related disciplines at universities and technical schools. The Foundation also supports research fellowships and projects, which will ultimately advance the reinforced concrete industry.

CRSI headquarters is located in Schaumburg, Illinois, with regional offices located across the United States.

Pricing Policy: CRSI reserves the right to revise any software or publication shown and change prices without notice and without incurring obligation. Member prices stated herein are only for CRSI members unless otherwise authorized.

Shipping Policy: Guaranteed delivery of all in-stock materials within two weeks after receipt of order. Orders placed after Noon (CST) will ship the following business day. A street address is required. PO Boxes may incur additional charges. Orders are shipped by Federal Express unless stated otherwise. Shipping charges vary.

Return Policy: Returns and adjustments are accepted within 15 days of our date of shipment with no charge for restocking. Within 16-30 days, there is a 20% restocking charge. Over 30 days from our date of shipment, returns are not accepted. No returns or adjustments for foreign orders.

All returns must be in original sellable condition. Please include a copy of the packing slip; a letter stating why you are returning your purchase; and what adjustment you desire. Reimbursement is limited to the publication cost only as shown herein. Failure to provide the requested information may cause a delay. Send returns to: CRSI Distribution Center, Attn: Customer Returns, 933 N. Plum Grove Rd., Schaumburg, IL 60173

Foreign Orders: Orders shipped outside the U.S. must be prepaid in U.S. funds. Call 847-517-1200, fax 847-517-1206, e-mail info@crsi.org or write for postage quote and/or proforma invoice: CRSI Distribution Center, Attn: Customer Service, 933 N. Plum Grove Rd., Schaumburg, IL 60173. Foreign order shipped via USPS.

Customer Service: Our customer service staff is available Monday through Friday, 9:00 a.m. to 4:30 p.m. (CST). Call 1-800-328-6306 for any customer service inquiry or to place an order.

Federal Tax ID: #36-0940990

You Have Concrete Questions. We Have Reinforced Answers.

As a team, the seasoned professionals at CRSI represent decades of experience in design and construction related directly to the use of steel reinforced concrete. CRSI wants to be your expert resource!

From buildings to bridges, business facilities to living spaces, if you have a technical question, issue, or challenge to be met with reinforced concrete, our team can provide assistance and answers. Contact us at any time!

THE CONCRETE REINFORCING STEEL INSTITUTE:
Your resource to the steel reinforced concrete construction industry.

CRSI Region Professionals

NORTHEAST REGION MANAGER

Tim Conner, Jr.
630-380-5867
tconner@crsi.org

GREATER SOUTHWESTERN REGION MANAGER

Rob Kinchler
630-380-5870
rkinchler@crsi.org

SOUTHEAST REGION MANAGER

Brett Lord
630-380-5868
blord@crsi.org

MIDWEST REGION MANAGER

Parisha Chanodia
630-380-5869
pchanodia@crsi.org

WESTERN REGION MANAGER

Kevin Bott
630-380-5872
kbott@crsi.org

PACIFIC NORTHWEST MANAGER

Paul Dye
630-380-5871
pdye@crsi.org



CRSI Concrete Reinforcing
Steel Institute

National Headquarters:
933 N Plum Grove Rd., Schaumburg, IL 60173
847-517-1200 • www.crsi.org